

# PALLETISED FREIGHT

## Freight Preparation and Packaging Guidelines

For palletised shipments, the presentation of freight is important to ensure the safe delivery of your goods. The orientation of the cartons and the method used to secure the freight to the pallet has a big impact on the integrity and stability of your freight.

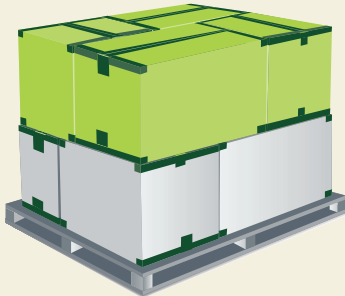
**Ideal for: Large or heavy freight, Irregular shaped freight, Bulk consignments consisting of several cartons**

Please refer to the guidelines below for more information.

- To protect lighter cartons from being crushed, always stack heavy cartons on the bottom of the pallet and place lighter cartons on top
- Make sure the cartons are safely stacked on the pallet. Ensure the palletised freight is stackable by leveling the top of the pallet
- Use top caps, edge protectors, paperboard or bracing to secure the load as required
- We recommend using good quality standard sized pallets (1165 mm x 1165 mm)
- Secure the freight to the pallet using clear stretch wrapping and strapping
- Ensure the palletised freight can be safely handled by a forklift and is able to withstand normal handling during transportation

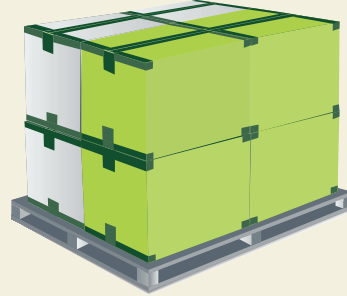
### Interlocking Stack

Stacking boxes using the “brick layer method” offers the best stacking strength for rigid boxes



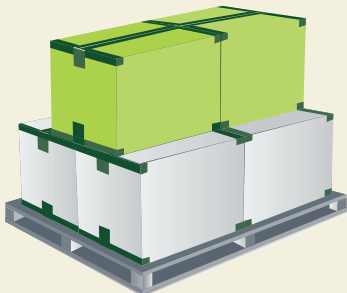
### Column Stack

Column stack loads offers stacking strength for most palletised shipments



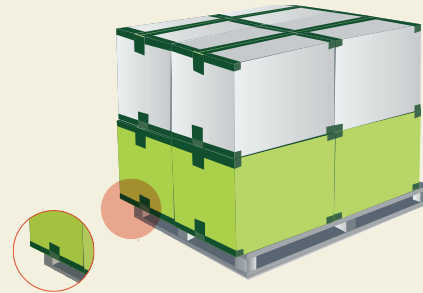
### Pyramid Stack

We do not recommend pyramid stacking, as this configuration places the top cartons at increased risk of damage when double stacking




### Overhang

Avoid overhanging items as there is an increased risk of tears, punctures and damages




## Labelling

- Apply the shipment label securely at the forklift entry point
- Ensure the labels are clearly visible and not obstructed by other labels, shrink wrap or strapping
- Affix the label firmly and ensure the barcode is flat (not wrinkled) and can be scanned
- As pallets may be double stacked for transport, avoid placing labels on the top of the pallet



## Stretch Wrapping and Strapping

- Use strapping and / or clear stretch wrapping to unitise freight
- No matter whether you choose manual or automatic wrappers, ensure correct application of the stretch wrap
- Use multiple layers to unitise and protect the product from damage
- Extend the stretch wrapping to include the pallet and full height of the load
- Strapping should go around the pallet and load



## Tips and advice

- Ensure any pallets or skids used are in good condition and free from nails or protrusions which could damage the freight or cause injury
- Always consider the centre of gravity of the load, height and weight distribution on the pallet
- Ensure the load is sufficiently restrained to prevent lateral and vertical movement
- A loaded standard pallet must not exceed 1.8 metres high unless prearranged
- Never exceed the safe working load of the pallet as specified by the manufacturer
- For international movements, ensure that any pallets used comply with the destination country's quarantine regulations

**FOR MORE INFORMATION ON PACKAGING GUIDELINES VISIT [TEAMGLOBALEXP.COM](https://www.teamglobalexpress.com)**